


Description

The **CX254** combines a 10 amp 28vac power supply with a 1 RU modular card cage designed to hold up to five UTPLinks™ modular crossover cards. The CX254 card cage supports any combination of the three modular card models that are available to meet the needs of your specific application. The **CHM22** is a four channel card that has four built-in video receivers, telemetry data and power distribution. The **CXM22** is also a four channel card that offers telemetry data, power distribution but does not include the video receivers and allows for video pass through. These cards are typically installed in applications when cable runs are outside of network limitations, video distances need to be amplified or cable distance is limited due to power requirements of the cameras being installed. The **POE48** is a four channel card used to distribute PoE to IP cameras or other network devices. (Modular cards are sold separately.)

Features

- Integrated UTPLinks™ Modular Card Cage & 10 Amp Power Supply
- Flexible Design — any combination of cards can be used in any of the 5 slots
- Expandable — additional cards can be added for future expansion
- Modular Cards are Hot Swappable
- Standard RJ45 connectors for ease of connection to backbone cabling
- Compatible with TIA/EIA 568A or 568B



U.S. Patent No. 7,193,149



NITEK®

USA

5410 Newport Drive, # 24
Rolling Meadows, IL 60008
Phone: (847) 259-8900
Fax: (847) 259-1300
E-mail: info@nitek.net
WWW.NITEK.NET

EUROPE

De Schans 19-21 2a
8231 KA Lelystad
Tel: +31(0)320-230005
Fax: +31(0)320-282186
E-mail: info@nitek.nl
WWW.NITEK.NL

TECHNICAL SPECIFICATION

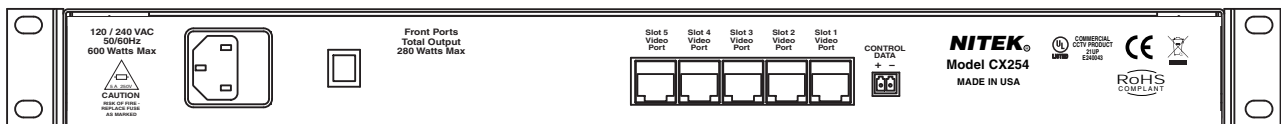
CX254 Card Cage

Size	1.75" H x 19" W x 15" D
Power Requirements	Selectable 120/240, 600 watts Max.
Twisted Pair Connection (vertical runs)	RJ45 connectors providing balanced low voltage current loop
UTP Category	5 or better
Temperature Range	0°C to +55°C
Humidity Range	0 to 95%, non-condensing
Enclosure Type	Standard 19" rack, 1 RU in height
Shipping Weight	24.0 lbs

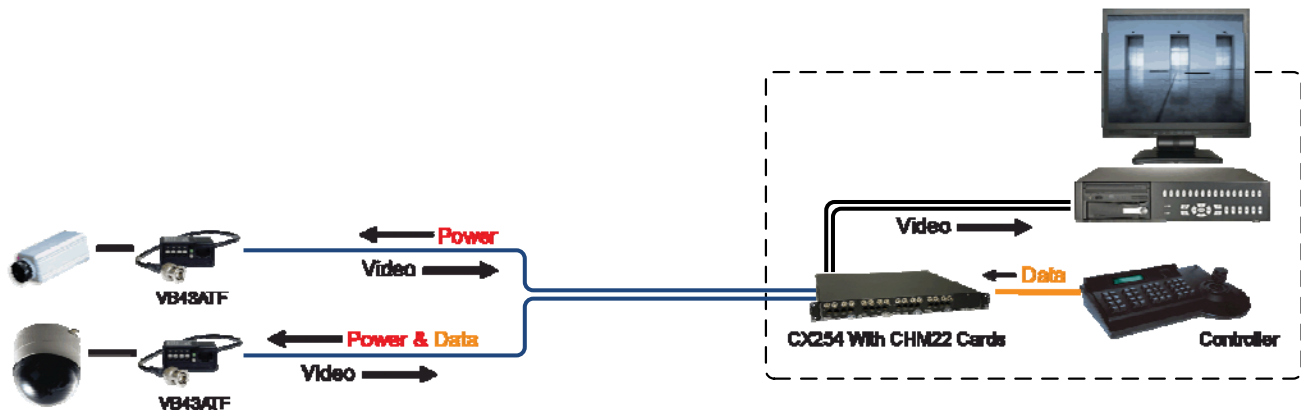
Wire and Cable Recommendations

On horizontal runs with fixed cameras (applications up to 8 watts/port) Category 5 or better; 22 or 24 AWG For P/T/Z camera applications (>8 watts/port) Category 5 or better; 22 AWG is recommended. In the case of backbone cable, 24 AWG Category 3 or better is recommended. Multi-pair cable with an overall shield is acceptable. While signals may be routed through BIX, 110 or 66 blocks, any bridge-taps, also called T-taps and any resistive, capacitive or inductive devices MUST BE removed from the pair.

Available Modular Cards						
Part	Description	Video Inputs	Video Crossover	Power Insertion	RS422 Distribution	Video Transceiver
CXM22	Crossover, Power Insertion & RS422	-	YES	YES	YES	-
CHM22	Crossover, Power Insertion, RS422 & Video	4	YES	YES	YES	YES
POE48	Crossover & Power Insertion	-	YES	YES	-	-
FAN64	Fan Card	-	-	-	-	-



System Design



NITEK®

USA

5410 Newport Drive, # 24
 Rolling Meadows, IL 60008
 Phone: (847) 259-8900
 Fax: (847) 259-1300
 E-mail: info@nitek.net
 WWW.NITEK.NET

EUROPE

De Schans 19-21 2a
 8231 KA Lelystad
 Tel: +31(0)320-230005
 Fax: +31(0)320-282186
 E-mail: info@nitek.nl
 WWW.NITEK.NL