

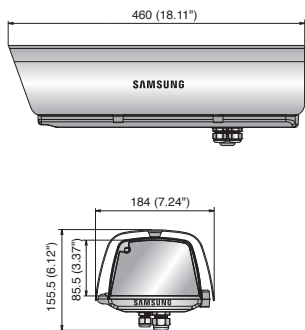
Fixed Housings



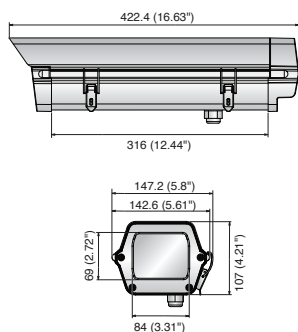
	SHB-4300H	SHB-4300H1	SHB-4300H2	SHB-4200H	SHB-4200	STH-500	STH-200	
Open Type	Side open	Side open	Side open	Side open	Side open	Side open	Side open	
Cable Entry	Nylon gland	Nylon gland	Nylon gland	Nylon gland	Nylon gland	Nylon gland	Nylon gland	
Operating	Set	-35°C ~ +50°C (-31°F ~ +122°F)	-50°C ~ +50°C (-58°F ~ +122°F)	-50°C ~ +50°C (-58°F ~ +122°F)	-35°C ~ +50°C (-31°F ~ +122°F)	-10°C ~ +50°C (14°F ~ +122°F)	-10°C ~ +50°C (14°F ~ +122°F)	-40°C ~ +50°C (-40°F ~ +122°F)
	Heater	5°C ± 5°C on	5°C ± 5°C on	5°C ± 5°C on	4°C ± 3°C on	N/A	N/A	N/A
	Blower	+45°C ~ +5°C on	+45°C ~ +5°C on	+45°C ~ +5°C on	+45°C ~ +5°C on	N/A	N/A	N/A
Defroster	N/A	Constant	Constant	N/A	N/A	N/A	N/A	
Operating Humidity	-20% ~ 49% RH	-20% ~ 49% RH	-20% ~ 49% RH	-20% ~ 49% RH	-20% ~ 49% RH	-20% ~ 49% RH	-20% ~ 49% RH	
Materials	Aluminum	Aluminum	Aluminum	Aluminum	Aluminum	Aluminum	Aluminum	
Ingress Protection	IP66	IP66	IP66	IP66	IP66	N/A	N/A	
Dimensions (WxHxD)	External	184 x 127 x 460mm (7.24" x 5" x 18.11")	184 x 127 x 460mm (7.24" x 5" x 18.11")	184 x 127 x 460mm (7.24" x 5" x 18.11")	147.2 x 107 x 422.4mm (5.8" x 4.21" x 16.63")	147.2 x 107 x 422.4mm (5.8" x 4.21" x 16.63")	144 x 100 x 500mm (5.67" x 3.94" x 19.69")	118 x 92 x 405mm (4.65" x 3.62" x 15.94")
	Internal	100 x 80 x 383mm (3.94" x 3.15" x 15.08")	100 x 80 x 383mm (3.94" x 3.15" x 15.08")	100 x 80 x 383mm (3.94" x 3.15" x 15.08")	84 x 69 x 319mm (3.31" x 2.72" x 12.56")	84 x 69 x 319mm (3.31" x 2.72" x 12.56")	88 x 68 x 383mm (3.46" x 2.68" x 15.08")	70 x 56 x 360mm (2.76" x 2.2" x 14.17")
Weight	3.5Kg (7.72 lb)	3.7Kg (8.16 lb)	3.7Kg (8.16 lb)	1.1Kg (2.3 lb)	1Kg (2.2 lb)	1.5Kg (3.31 lb)	1Kg (2.2 lb)	
Input Voltage	24V AC	24V AC	230V AC	24V AC	N/A	N/A	N/A	
Color	Ivory	Ivory	Ivory	Ivory	Ivory	Ivory	Ivory	
Applicable Model	Box Cameras							

Dimensions

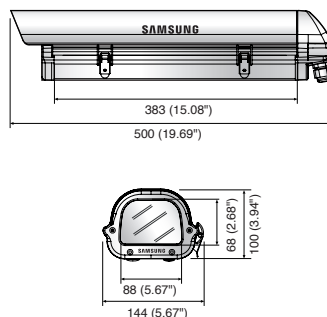
Unit : mm (inch)



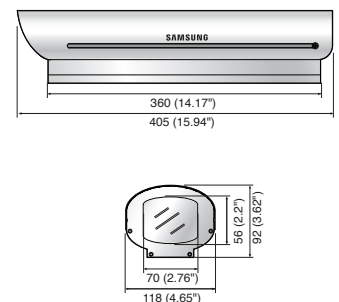
SHB-4300H/4300H1/4300H2



SHB-4200H/4200



STH-500



STH-200